

INSTRUCTIONS FOR USE

Steel 3-wheeled rollator

Product code: TGR-R RT 892G



1. Characteristics

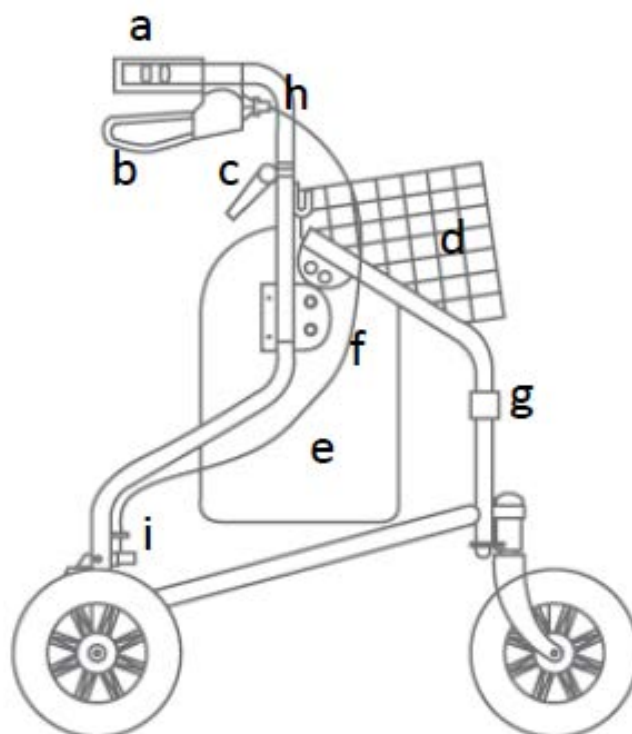
3-wheeled rollator is made of powder coated steel frame. The rollator is equipped with brakes with locking mechanism, basket with removable tray, and zip-fastened shopping bag. The product is supplied with solid wheels 8" in diameter and height adjustable ergonomic handles.

The set includes:

- Steel frame
- Two anatomic push handles
- Basket
- Tray
- Shopping bag
- Locking knobs – 2 pcs

Elements of the rollator:

- a. push handle
- b. brake
- c. locking knob
- d. basket
- e. shopping bag
- f. brake cable
- g. hinge
- h. upper adjustment of brake
- i. lower adjustment of brake



2. Application

The rollator is designed for patients with reduced mobility who need stable support and help while walking. It is also recommended to the

elderly as an aid in keeping balance, improving walking comfort and ensuring safety from falling. The use of the rollator affects positively on the return to activity of the people with locomotion and tilting to erect position problems. It guarantees better stabilization, support and security while walking.

3. Assembly

Unfolding and folding the rollator

- To unfold the rollator, pull the frame apart at the rear wheels.
- Press the hinge located in the middle of the frame until the rollator is completely unfolded.
- Fix push handles into the mounting openings and block them with locking knobs.
- To fold the rollator, pull the hinge of the crossbar which is located in the middle of the metal crossbar and fold the rollator with the use of handles or frame.
- Hang basket with tray on small hooks in the front part of the frame.
- Shopping bag can be removed by unclasping the clips which are on both sides of the frame.

Brakes

- To stop the rollator, pull the brake handle upwards and hold.
- While stop or using the seat, lock the brake with locking mechanism by pushing down the brake handle.
- To release the brake, pull the brake handle upwards.

Height adjustment of handles

- To adjust the height of the handles, unscrew the locking knobs which are located below the push handles, select appropriate height and tighten the locking knobs.

Adjustment of brakes

Adjustment of upper brake

- Unscrew the nut of the cable, pull it up to the appropriate length and lock it by tightening the locking nut.

Adjustment of lower brake

- Loosen the mounting screw with the use of open-end wrench, pull the black brake cable to adjust the tension of the cable, and then, tighten the mounting screw.

4. Technical data

Overall width	62 cm
Overall depth	56 cm
Handles height adjustment	82-97 cm
Weight	7.7 kg
Maximum capacity	110 kg
Maximum capacity of the shopping bag and basket	5 kg
Frame colour	blue

5. Notes

Timago International Group does not bear responsibility of improper use of the rollator, failure to comply safety regulations and misuse.

6. Maintenance

Cleaning

Control the technical condition of the rollator regularly:

- Clean the frame with damp cloth and dry thoroughly.
- Do not use strong polishing agents due to the damage of protecting coatings.
- Clean the dirt from moving parts of the rollator regularly (hinges, clamping screws, locks).










7. Storage and transport conditions

Device should not be exposed to direct sunlight, water or moisture.

8. Warranty information

All products distributed by our company are covered by a warranty, the terms of which are described in the warranty card available on our website. Please contact the retailer from whom you purchased the product. Please, keep in mind that for warranty purposes, the proof of purchase (receipt or invoice) should be retained

9. Labels

	Reference number		Manufacturer
	LOT number		Manufacture date
	Serial number		Medical device
	Note		Please read the instruction
	The manufacturer checked for compliance with essential medical devices requirements.		

Our complete line of products is available from our distributors.
Learn more at: www.timago.com. Thank you for choosing Timago!



Timago International Group
Spółka z o.o. i Spółka – Spółka komandytowa
ul. Karpacka 24/12
43-316 Bielsko-Biała, Polska

T.: +48 33 499 50 00
F.: +48 33 499 50 11
E.: info@timago.com



Rev. II, date 20.05.2021