

INSTRUCTIONS FOR USE

Round shower chair, rotating seat, tool free

Product code: TGR-R KP-O 5021



1. Characteristics

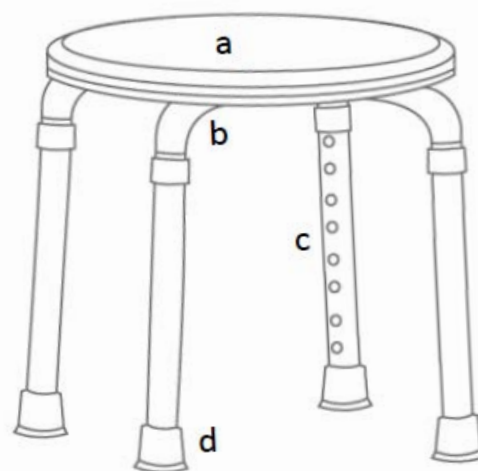
Shower chair consists of aluminium frame, rotating seat made of durable PVC, and legs with anti-sliding rubber tips. Owing to push button height adjustment, the chair can be adjusted to the height of the user. Additionally, the chair is equipped with Tool-Free (TF) system facilitating the assembly.

The set includes:

- Seat – 1 pc
- Base tubes – 2 pcs
- Height adjustable legs – 4 pcs
- mounting screws (wing screws) – 5 pcs

Elements of the shower chair:

- a. Seat
- b. Base tubes
- c. Height adjustment – locking pin
- d. Anti-sliding tips



2. Application

The shower chair is ancillary equipment which helps the user to perform hygienic activities. The chair is recommended to people with reduced mobility which prevents or hinders the unassisted performance of daily living activities. The chair can be used in the shower, in the bath, in bathrooms and other humid rooms at home and in hospitals.

3. Assembly and general recommendations for use

Step 1. Place seat upside down on a flat surface.

Step 2. Fix crossed base tubes with seat using four wing screws with plastic and metal washers. Screw paler wing screw with washers in the middle.

Step 3. Join base tubes with legs.

HEIGHT ADJUSTMENT

- To adjust the height of the shower chair, press metal pin, select appropriate height of leg, and lock the position of the tubes relative to each other with the use of pin. The legs are adjustable in 2.5 cm increments.

Note! The pins must be set on the same level in each leg.

4. Technical data

Width	33 cm
Height	34.5-52 cm
Seat diameter	32 cm
Weight	1.95 kg
Maximum capacity	110 kg

5. Notes

Timago International Group does not bear responsibility of improper use of the shower chair, failure to comply safety regulations and misuse.

6. Maintenance

- Clean the shower chair regularly using only water, sponge and mild detergents for plastic materials such as soap. Dry thoroughly.
- **Do not use** for cleaning: strong detergents, abrasive agents, bleach, petrol or solvents (it may cause frame damage, visible defects and in consequence - loss of warranty rights).

- Systematically check:
 - tightening of wing screws
 - condition of locking pins
 - condition of tubes (if cracks)

It is recommended to check the rubber tips regularly. In case of worn-out, replace the tips with the new ones.










7. Storage and transport conditions

Device should not be exposed to direct sunlight, water or moisture.

8. Warranty information

All products distributed by our company are covered by a warranty, the terms of which are described in the warranty card available on our website. Please contact the retailer from whom you purchased the product. Please, keep in mind that for warranty purposes, the proof of purchase (receipt or invoice) should be retained

9. Labels

	Reference number		Manufacturer
	LOT number		Manufacture date
	Serial number		Medical device
	Note		Please read the instruction
	The manufacturer checked for compliance with essential medical devices requirements.		

Our complete line of products is available from our distributors. Learn more at: www.timago.com. Thank you for choosing Timago!



Timago International Group
Spółka z o.o. i Spółka – Spółka komandytowa
ul. Karpacka 24/12
43-316 Bielsko-Biała, Polska

T.: +48 33 499 50 00
F.: +48 33 499 50 11
E.: info@timago.com



Rev. II, date 20.05.2021