

INSTRUCTIONS FOR USE

Walking table with forearm support

Product code: TGR-R RS 8812



1. Characteristics

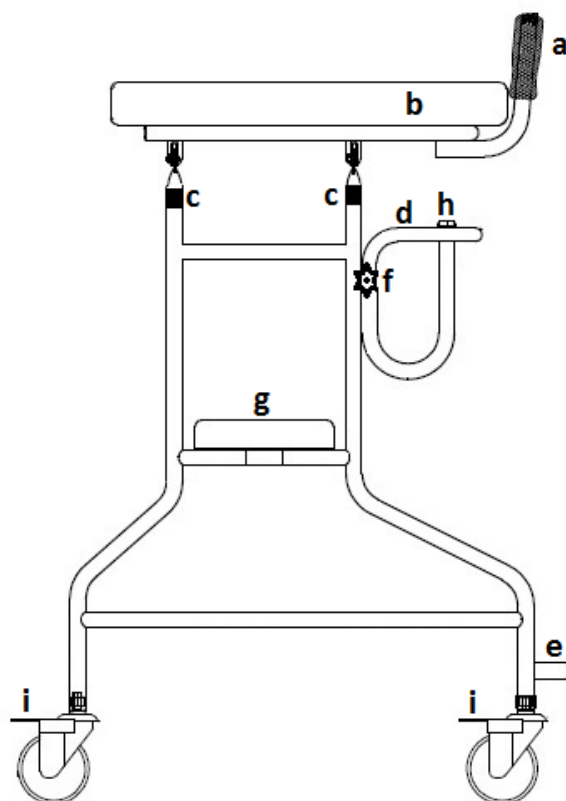
Walking table with forearm support is made of chromed steel frame. It is equipped with foamed handgrips, IV stand holder, upholstered forearm support with smooth height adjustment, removable seat, and swivel castors with locks.

The set includes:

- Frame with castors
- Upper stabilizing frame
- Lower stabilizing frame
- Forearm support
- Seat
- Locking clips – 4 pcs
- Wing screws – 2 pcs

Elements of the rollator:

- a. handgrip
- b. forearm support
- c. locking clip
- d. upper stabilizing frame
- e. lower stabilizing frame
- f. wing screw
- g. seat
- h. IV stand holder
- i. lock



2. Application

The walking table is ancillary equipment and is designed for patients with reduced mobility that need stable support and help while tilting to

erect position and walking. It is especially designed for patients who suffer from different types of motor disorders together with limited mobility, dysfunction or weakening of lower limbs. The walking table is also recommended to the elderly as an aid in keeping balance, improving walking comfort and ensuring safety from falling. The use of the walking table affects positively on the return to activity of the people with locomotion and tilting to erect position problems. It guarantees better stabilization, support and security while walking.

3. Assembly

Unfolding

- Place the walking table on the ground so that the lower stabilizing frame is from the outside. Place the upper stabilizing frame in the mounting openings in the front part of the frame and tighten with wing screws.
- Fix the forearm support into the mounting openings of the frame and lock it with locking clips on the appropriate height.
- Fix the seat on the lower part of frame. Use the seat for temporary rest. When moving with the use of walking table, the seat should be hanged on the outer part of the frame.
- In case of using IV stand, place it in the IV stand holder in the front part of the frame.

Locks

Note! While using the seat, all the locks should be engaged.

Height adjustment of forearm support

The height of forearm support should be set so that the user can stand upright, as far as he or she is able to, with his or her shoulders in rest position and with elbows leaned against the support. It is inadvisable to hang on the walking table with all the body weight.

- To adjust the height of forearm supports, pull out the locking clip which is located on the outer side of the frame, select appropriate height and mount the locking clip again.

4. Technical data

Overall width	63 cm
Overall depth	76 cm
Seat dimensions	56 cm x 20 cm
Seat height from the ground	54 cm
Forearm support height adjustment	101-124 cm
Weight	10.8 kg
Maximum capacity	100 kg

5. Notes

Timago International Group does not bear responsibility of improper use of the walking table, failure to comply safety regulations and misuse.

6. Maintenance

Cleaning

- Clean the frame with damp cloth and dry thoroughly.
- Do not use strong polishing agents due to the damage of protecting coatings.
- Clean the impurities from moving parts of the walking table regularly (hinges, wing screws, locks).










7. Storage and transport conditions

Device should not be exposed to direct sunlight, water or moisture.

8. Warranty information

All products distributed by our company are covered by a warranty, the terms of which are described in the warranty card available on our website. Please contact the retailer from whom you purchased the product. Please, keep in mind that for warranty purposes, the proof of purchase (receipt or invoice) should be retained

9. Labels

	Reference number		Manufacturer
	LOT number		Manufacture date
	Serial number		Medical device
	Note		Please read the instruction
	The manufacturer checked for compliance with essential medical devices requirements.		

Our complete line of products is available from our distributors.
Learn more at: www.timago.com. Thank you for choosing Timago!



Timago International Group
Spółka z o.o. i Spółka – Spółka komandytowa
ul. Karpacka 24/12
43-316 Bielsko-Biała, Polska

T.: +48 33 499 50 00
F.: +48 33 499 50 11
E.: info@timago.com



Rev. II, date 20.05.2021