

INSTRUCTIONS FOR USE

Bath grab bars 30 cm /40 cm /45cm /60 cm /80 cm

Product code: JMC-C 54012 /16 /18 /24 /32



1. Characteristics

Bath grab bars are made of powder coated steel frame. Owing to the application of several protective layers, they are resistant to humidity. The grab bars can be assembled vertically or horizontally.

The set includes:

- a. handle
- b. screws – 6 pcs
- c. rawlplug – 6 pcs
- d. rubber washers



2. Application

Bath grab bar is ancillary equipment which facilitates tilting to erect position and keeping balance. The grab bars are recommended to people with reduced mobility which prevents or hinders the unassisted performance of daily living activities. The bath grab bars can be used in the shower, in the bath, in bathrooms and other humid rooms at home and in hospitals.

3. Assembly and general recommendations for use

Note! Follow the information contained in this manual while assembly. Users with reduced mobility may need help from a third person who has appropriate skills.

Note! Do not use the grab bars when you notice any visible or perceptible damage (e.g. crack) as this may cause an accident.

Step 1. Decide and mark the place on the wall where bars will be fixed.

Step 2. Bore assembly holes in the wall using drill at the appropriate height and width.

Step 3. Fix the bars with the use of screws and rawlplugs.

4. Technical data

Product code	Width	Weight
JMC- C 54012	30 cm	0.45 kg
JMC-C 54016	40 cm	0.53 kg
JMC-C 54018	45 cm	0.60 kg
JMC-C 54024	60 cm	0.69 kg
JMC-C 54032	80 cm	0.80 kg

Maximum capacity: 100 kg

5. Notes

Timago International Group does not bear responsibility of improper use of the bath grab bars, failure to comply safety regulations and misuse.

6. Maintenance

- Clean the shower chair regularly using only water, sponge and mild detergents such as soap. Dry thoroughly.
- **Do not use** for cleaning: strong detergents, abrasive agents, bleach, petrol or solvents (it may cause frame damage, visible defects and in consequence - loss of warranty rights).
- At least once every three months check:
 - tightening of screws
 - condition of tubes (if cracks)

7. Storage and transport conditions










Device should not be exposed to direct sunlight, water or moisture.

8. Warranty information

All products distributed by our company are covered by a warranty, the terms of which are described in the warranty card available on our website. Please contact the retailer from whom you purchased the

product. Please, keep in mind that for warranty purposes, the proof of purchase (receipt or invoice) should be retained

9. Labels

	Reference number		Manufacturer
	LOT number		Manufacture date
	Serial number		Medical device
	Note		Please read the instruction
	The manufacturer checked for compliance with essential medical devices requirements.		

Our complete line of products is available from our distributors. Learn more at: www.timago.com. Thank you for choosing Timago!



Timago International Group
Spółka z o.o. i Spółka – Spółka komandytowa
ul. Karpacka 24/12
43-316 Bielsko-Biała, Polska

T.: +48 33 499 50 00
F.: +48 33 499 50 11
E.: info@timago.com



Rev. II, date 20.05.2021