

INSTRUCTIONS FOR USE

Ankle brace

Product code: MalleoTim



1. Characteristics

Ankle brace consists of a laced shoe with bilateral immobilization and a system of velcro straps to prevent dislocation and ankle sprain. The use of lateral stays protects joint instability in the lateral and medial directions. The ankle brace is made of non-elastic, breathable material and has moisture wicking properties, providing high comfort in use.

2. Application

Ankle brace is used to protect unstable joint in the lateral and medial directions by means of collateral reinforcements covering the ankles. Additional straps protect against dislocation and twisting of the ankle bone.

Indications for use:

- Twists and dislocations of ankle joint
- Damages to the ligaments of upper and lower ankle joint
- Degeneration of the joint
- Acute and chronic pain syndromes
- Prevention of recurrent overloads and injuries
- In rehabilitation process

3. Contraindications:

Do not use in case of:

- Skin abrasions
- Eczema
- Wound and other skin injuries
- After application of warming gel or rub

- Individual contraindications which were determined by the doctor during interview and physical examination

4. Notes

Timago International Group does not bear responsibility of improper use of the product, failure to comply safety regulations and misuse.

5. Fitting instruction

- To put the brace on, unfasten the velcro straps and loosen shoelaces. Put the brace on, placing the heel in the opening at the back, so that the lateral reinforcements are on the lateral and medial ankle.
- Tighten the shoelaces and wrap the foot with protective straps in a so-called figure-eight, securing the joint. The fasteners should be located on the lateral and medial sides.

Note! Only properly matched size guarantees correct stabilization of the ankle joint.

Note! Long-term use may result in reduction of muscle tone and dysfunction of lower limb.

6. Technical data

SIZE	ANKLE CIRCUMFERENCE (cm)
S	19-22
M	23-26
L	27-30
XL	31-34

7. Maintenance

- Hand wash in warm water. Do not: spin, tumble dry, chlorinate, iron, bleach, dry clean.
- Ensure the velcro straps are fastened in order not to destroy the material.
- Dry at room temperature far from intensive heat source.

Note! Maintenance information can be found on the material label.










8. Storage and transport conditions

Device should not be exposed to water or moisture.

9. Warranty information

All products distributed by our company are covered by a warranty, the terms of which are described in the warranty card available on our website. Please contact the retailer from whom you purchased the product. Please, keep in mind that for warranty purposes, the proof of purchase (receipt or invoice) should be retained

10. Labels

	Reference number		Manufacturer
	LOT number		Manufacture date
	Serial number		Medical device
	Note		Please read the instruction
	The manufacturer checked for compliance with essential medical devices requirements.		

Our complete line of products is available from our distributors.
Learn more at: www.timago.com. Thank you for choosing Timago!



Timago International Group
Spółka z o.o. i Spółka – Spółka komandytowa
ul. Karpacka 24/12
43-316 Bielsko-Biała, Polska

T.: +48 33 499 50 00
F.: +48 33 499 50 11
E.: info@timago.com



09/2022(I)