

INSTRUCTIONS FOR USE

Folding commode chair with quick-release

Product code: TGR-R KT 618



1. Characteristics

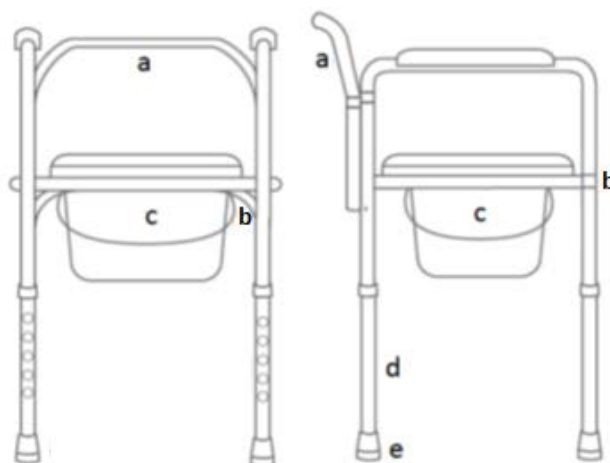
The commode chair is made of powder coated steel frame. It possesses height adjustable legs with anti-sliding rubber tips. The chair is equipped with toilet seat with lid and plastic toilet bucket with lid which can be taken out easily. The commode chair is easy to assemble owing to the application of quick-release. The chair can be adjusted to patient's needs owing to height adjustment while armrests support stability and safety use.

The set includes:

- Chair frame
- Front and curved rear frame with quick-release
- Toilet seat with lid
- Toilet bucket with lid

Elements of the commode chair:

- a. Rear frame
- b. Front frame
- c. Toilet bucket
- d. Height adjustment – locking pin
- e. Anti-sliding tips



2. Application

The commode chair is ancillary equipment which helps the user to perform hygienic activities. The chair is recommended to people with dysfunctions and reduced mobility who have problems with unassisted walking and for those who lost the ability of unassisted sitting down and standing up. The chair functions as a toilet owing to the toilet

bucket located under the seat. The chair facilitates performing physiological activities and taking care of the user.

3. Assembly

Unfolding

Step 1. Unfold the chair frame. Assemble front frame (b) with the use of quick-release, and then assemble curved rear frame (a).

Step 2. On bottom rail of the rear frame assemble the toilet seat with lid until the plastic grips click.

Step 3. In case of using the commode chair as a stand for the toilet seat, the toilet bucket or a sanitary cover should be assembled to the steel grips of the container.

Height adjustment

- To adjust the height of the chair, press the metal pin, select appropriate height of the leg, and then, lock the position of the legs relative to each other with the locking pin. The legs are adjustable in 2.5 cm increments.

Note! The pins must be set on the same level in each leg. The legs must always stay stably on the floor.

Usage

- Lift the toilet lid and remove the bucket lid. After use, cover the bucket with the lid and lower the toilet lid.
- In case of using the chair as a stand for the toilet seat, use the sanitary cover.

Note! Remember to empty the toilet bucket after each use.

4. Technical data

Overall width	57 cm
Inner width	45 cm
Overall depth	50 cm
Seat height from the ground	40-54 cm
Overall height from the ground	66-80 cm
Seat dimensions	34 cm x 37 cm
Chair weight	5.9 kg
Maximum capacity	135 kg
Frame colour	white

5. Notes

Timago International Group does not bear responsibility of improper use of the commode chair, failure to comply safety regulations and misuse.

6. Maintenance

Carry out regular maintenance of the technical condition of the chair:

- Clean the commode chair regularly using only water and mild detergents. Dry thoroughly.
- **Do not use** for cleaning: strong polishing agents and detergents, abrasive agents bleach, petrol or solvents (it may cause frame damage, visible defects and in consequence - loss of warranty rights).
- Empty and disinfect the toilet bucket and the toilet seat after each use. Use toilet cleaning agents according to producer's instructions.










7. Storage and transport conditions

Device should not be exposed to direct sunlight, water or moisture.

8. Warranty information

All products distributed by our company are covered by a warranty, the terms of which are described in the warranty card available on our website. Please contact the retailer from whom you purchased the product. Please, keep in mind that for warranty purposes, the proof of purchase (receipt or invoice) should be retained

9. Labels

	Reference number		Manufacturer
	LOT number		Manufacture date
	Serial number		Medical device
	Note		Please read the instruction
	The manufacturer checked for compliance with essential medical devices requirements.		

Our complete line of products is available from our distributors.
Learn more at: www.timago.com. Thank you for choosing Timago!



Timago International Group
Spółka z o.o. i Spółka – Spółka komandytowa
ul. Karpacka 24/12
43-316 Bielsko-Biała, Polska

T.: +48 33 499 50 00
F.: +48 33 499 50 11
E.: info@timago.com



Rev. II, date 20.05.2021