



## **USER MANUAL**

**Folding commode chair**

**Folding commode chair with wheels**

**Product code: TGR-R KT 023B / TGR-R KT 023C**

Dear Customers,

Thank you for purchasing our product. We hope that the equipment you have selected will meet your expectations. We would like to share some important information with you.

Timago International Group is a Polish company which distributes medical, rehabilitation and orthopaedic products to pharmacies and medical stores.

Our mission is to ensure your comfort by offering safe, functional, and high-quality products.

We have many years of experience in this sector. Timago products reach a wide range of users in Poland and throughout Europe through our distributors (medical retailers).

Timago's company culture promotes openness to your needs. Our goal is to promote safe and correct use of our products for treatment and rehabilitation in order to improve comfort and quality of life.

We invite you to access our website for more information: **[timago.com](http://timago.com)**.

## 1. Introduction

Prior to use of our products you should inspect the equipment for any defects which may have occurred during transport. If this happens, please contact your retailer.

Then, please read this instruction which includes important information for the user.

Please contact us if you have any questions concerning the use of the equipment. Our advisors will provide you with any information you require on an ongoing basis.

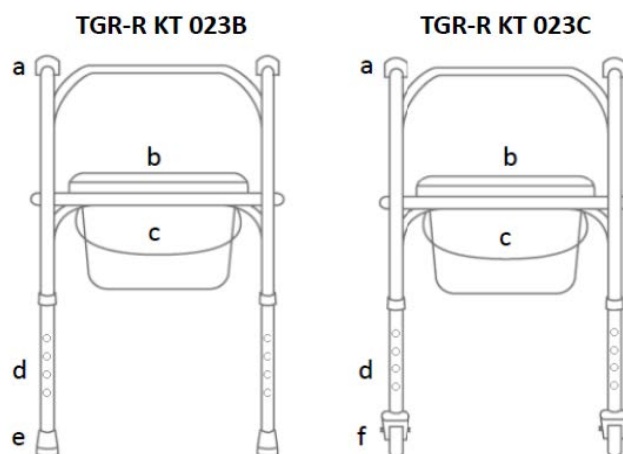
Please note that if you have questions other than those concerning the use of our products, you should contact your doctor, nurse or physical therapist.

## 2. Characteristics

Folding commode chair is made of powder coated steel frame. The model **TGR-R KT 023B** is equipped with height adjustable legs with anti-sliding rubber tips, while the model **TGR-R KT 023C** is supplied with legs with castors, the rear of which are equipped with brake. This foldable chair is equipped with toilet seat with lid and toilet bucket with lid which can be taken out easily. Owing to simple folding and adjustment, the chair can be adjusted to patients' needs and side armrests provide stability and safety use.

### Elements of the commode chair:

- a. Armrests
- b. Toilet seat
- c. Toilet bucket
- d. Height adjustment
- e. Anti-sliding tips
- f. Castors (rear with brake)



## 3. Application

The commode chair is ancillary equipment which helps the user to perform physiological activities. The chair is recommended to people with dysfunctions and reduced mobility who have problems with unassisted walking, and for those who lost the ability of unassisted sitting down and standing up. The chair functions as a toilet owing to the toilet bucket placed under the seat. The chair facilitates performing physiological activities and taking care of the user. The castors enable comfortable sliding onto a toilet after removal of the toilet bucket.

#### **4. Assembly and general recommendations for use**

**Note!** Follow the information contained in this manual while assembly and adjustment. Users with reduced mobility may need help from a third person who has appropriate skills.

**Note!** Do not use the commode chair when you notice any visible or perceptible damage (e.g. broken frame or toilet seat) as this may cause an accident.

#### **Unfolding and folding**

- To unfold the chair, put it on the floor. Grab the plastic handles and unfold the chair. Assemble the front part of the frame.
- Assemble toilet seat with lid on the rear frame and toilet bucket in the middle.
- To fold the chair, remove toilet bucket and toilet seat with lid, lean downwards the front part of the frame, and then, lean one side forwards and the second side backwards.

#### **Height adjustment**

- To adjust the legs, press the metal pin on the leg, select appropriate height of the inner tube, and then, lock the position of the tubes relative to each other. The legs are adjustable in 2.5 cm increments.

**Note!** The pins must be set on the same level. The legs must always stay stably on the floor.

#### **Usage**

**Note!** While getting on or off the chair, changing the user's position or being stationary, the brakes must be absolutely locked (**concerns TGR-R KT 023C**).

- Lift the toilet lid and remove the bucket lid. After use, cover the bucket with the lid and lower the toilet lid.

**Note!** Remember to empty the toilet bucket after each use.

## 5. Technical data

Overall width	56 cm
Inner width	46 cm
Overall depth	47 cm
Seat height from the ground TGR-R KT 023B	46-56 cm
Seat height from the ground TGR-R KT 023C	59-69 cm
Overall height from the ground TGR-R KT 023B	73-83 cm
Overall height from the ground TGR-R KT 023C	89-99 cm
Seat dimensions	38 cm x 40 cm
Chair weight TGR-R KT 023B	6.5 kg
Chair weight TGR-R KT 023C	8.0 kg
Maximum capacity	120 kg
Frame colour	grey

## 6. Notes and recommendations

- Only one person can use the chair during physiological and hygienic activities.
- **Do not** stand on the chair frame, toilet lid or seat.
- Patients with reduced mobility require help from a third person.
- **Do not** lean on the chair for purposes other than standing up and sitting down.
- **Do not** attach any objects to the chair as it may cause an accident.
- **Do not** exceed maximum capacity of the chair (120 kg).
- Remove all potential obstacles in the bathroom and make sure that the floor is flat. Slippery floor should be secured with e.g. anti-slip mats.
- The chair is designed to be used only on flat surfaces.
- Due to the risk of falling it is unacceptable to use the chair on surfaces that do not provide firm support.
- **Do not** make any repairs or modifications by yourself; all repairs should be conducted by qualified personnel of the manufacturer.
- Do not store the chair in rooms with very high humidity (bath-houses, laundries, etc.), in the temperature below zero and in the open air.

**NOTE! Timago International Group does not bear responsibility of improper use of the commode chair, failure to comply safety regulations and misuse.**

## 7. Maintenance

### Reviews

At least once every three months make a visual inspection of all the connecting components (latch, hinge) of the product including:

- the condition of the locking pins
- the condition of the castors and brakes
- stability and the look of the frame

### Cleaning

Carry out regular maintenance of the technical condition of the chair:

- Clean the commode chair regularly using only water and mild detergents. Dry thoroughly.
- **Do not use** for cleaning: strong polishing agents and detergents, abrasive agents, bleach, petrol or solvents (it may cause frame damage, visible defects and in consequence - loss of warranty rights).
- Empty and disinfect the toilet bucket and the toilet seat after each use. Use toilet cleaning agents according to producer's instructions.

## 8. Warranty information






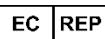



All products distributed by our company are under a warranty, the terms of which are described in the warranty card received at the time of purchase.

Please, keep in mind that for warranty purposes, the proof of purchase (receipt or invoice) should be retained.

As a user friendly company, we only supply products which have been thoroughly tested with respect to materials, quality and functionality.

Please contact us if you have any questions concerning our servicing procedure.

## 9. Labels

	Reference number		Manufacturer
	LOT number		Manufacture date
	Serial number		Representative in European Union
	Note		Please read the instruction
	The Manufacturer checked for compliance with essential medical devices requirements.		

## 10. Recommended products

- Products offered by Timago International Group include:
- Orthoses and joint stabilizers
- Manual and special-use wheelchairs
- Walkers and rollators
- Crutches and canes
- Rehabilitation beds
- Ancillary and sanitary equipment
- Anti-decubitus equipment and accessories
- Stabilizing and immobilizing belts
- Electro-medical equipment
- Disposable medical equipment

Our complete line of products is available from our distributors.

Learn more at: [timago.com](http://timago.com).



### Manufacturer:

Timago International Group

Spółka z o.o. i Spółka – Spółka komandytowa

ul. Karpacka 24/12

43-316 Bielsko-Biała, Polska

T.: +48 33 499 50 00

F.: +48 33 499 50 11

E.: [info@timago.com](mailto:info@timago.com)



Issue I, date 06.12.2017